




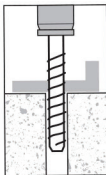
INSTALLATION INSTRUCTIONS: MEGABOLT™



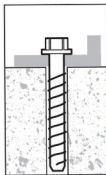
1. Drill a hole into the base material using a ANSI carbide drill bit that is the same nominal diameter of the anchor that is to be installed. Ensure the proper embedment depth has been met by referencing the ICC-ES Evaluation Report.



2. Blow out the dust and debris inside the hole with compressed air. A clean hole is necessary for proper installation.



3. Align the fixture over the hole and insert the anchor through the fixture hole.



4. Tighten the anchor into the hole until the hex head comes into contact with the fixture. The anchor must be tight after the installation. Do not over torque anchor (consult our ICC-ES Evaluation Report).

