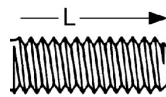
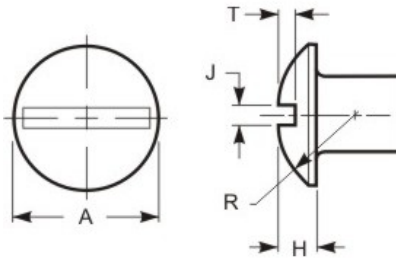


# Truss Head - Slt'd

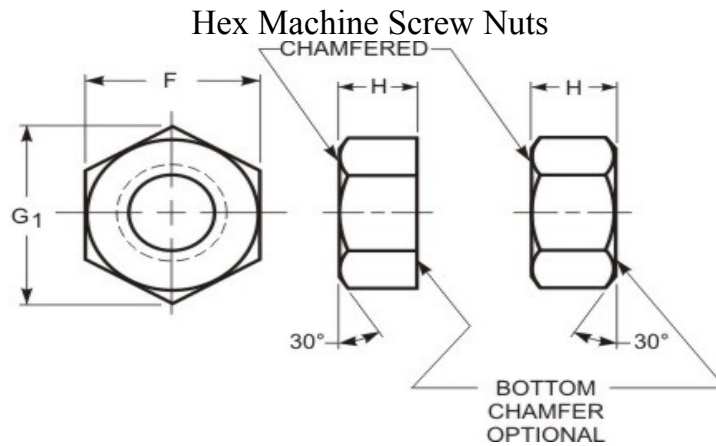


## GRADE MARK

THREAD DATA		
Size: #10	Threads per in.: 24	Series Designation: UNC
Thread Class or Type: 2A	Major Diameter: 0.1890 - 0.1818	Pitch and Functional Dia.: 0.1619 - 0.1586
Tensile Stress Area: 0.0175	Standard: ASME B1.1 - 2003 (R2008)	
DIMENSIONAL DATA		
Type: Truss Head - Slt'd	Standard: ASME B18.6.3 - 2013	Nominal Diameter: 0.19
A - Head Diameter: 0.448 - 0.425	H - Head Height: 0.118 - 0.103	J - Slot Width: 0.060 - 0.050
T - Slot Depth: 0.068 - 0.053	L - Length: 3/4	Length Tolerance: -0.03
PHYSICAL REQUIREMENTS		
Nominal: 0.19	Standard: ASME B18.6.3-2013, Machine Screw (carbon steel)	Typical Materials: low carbon steel, 1010 through 1022
Hardness: HRB 100 - 70	Tensile Load, Min. (lbf): 1,050	Yield PSI, 2% Offset, Machined Specimen: 36,000
Tensile Strength, Min. (psi): 60,000	Calculated Shear Load-BODY (ref.)(lbf): 630	Calculated Shear Load-THREADS (ref.)(lbf): 525
Straightness Factor: N/A	Calculated Pretension <sup>2</sup> (lbf) : 473	Tightening Torque <sup>1</sup> : 2 ft.lbf, 20 in.lbf, 2.2 Nm
FINISH DATA		
Finish: Zinc & Clear, non-hexavalent/Cr(VI) free - .0001"/ 3µm	K factor (ref. DIN 946): 0.22	Standard: ASTM F1941/F1941M-2016, Fe/Zn 3AN

<sup>1</sup> These torque values are based on K factors determined using DIN 946, tightening tension of 75% of the yield strength, and the calculation formula T=KDP. These values are advisory only. The torque for assembling critical joints should be determined and/or verified through actual experimentation by the user. The IFI is not responsible for any losses or claims resulting from the use of these values.<sup>2</sup> Calculated Pretension is equal to 75% of the bolt's yield strength achieved when using the indicated Tightening Torque.





**NO MARK**

GRADE MARK

THREAD DATA		
Size: #10	Threads per in.: 24	Series Designation: UNC
Thread Class or Type: 2B	Pitch and Functional Dia.: 0.1672 - 0.1629	Minor Dia Max/Min.: 0.1550 - 0.1450
Tensile Stress Area: 0.0175	Standard: ASME B1.1 - 2003 (R2008)	
DIMENSIONAL DATA		
FILTER - Thread Class or Type: 2B	Type: Hex Machine Screw Nuts	Standard: ASME B18.2.2-2015
Size: #10	Nominal: 0.19	F - Width Across Flats: 0.375 - 0.362
G - Width Across Corners: 0.433 - 0.413	H - Thickness: 0.130 - 0.117	Max Runnout of Bearing Surface w/Thread PD, FIM: 0.013
PHYSICAL REQUIREMENTS		
Nominal: 0.19	Type: Hex Machine Screw Nuts	Grade: ASME B18.2.2 - 2010, carbon steel
Typical Material: low carbon steel, 1006-1018	Proof Stress, psi.: 60,000	Proof Load, lbs.: 1,050
FINISH DATA		
Finish: Zinc & Clear, non-hexavalent/Cr(VI) free - .0001" / 3µm	K factor (ref. DIN 946): 0.22	Standard: ASTM F1941/F1941M-2016, Fe/Zn 3AN

